









Statistics	TOTAL
Registered Voters - Democrat	34,697
Ballots Cast - Democrat	7,012
Ballots Cast - Blank	13
Voter Turnout - Democrat	20.21%












DEM GOVERNOR & LIEUTENANT GOVERNOR

Vote For 1	TOTAL	VOTE %	
Albert Bryan Jr.	4,234	65.00%	
Kent Bernier Sr.	2,240	34.39%	
Write-In Totals	40	0.61%	
Total Votes Cast	6,514	100.00%	

DEM LEGISLATURE OF THE VIRGIN ISLANDS AT-LARGE













Vote For 1	TOTAL	VOTE %	
Angel Bolques Jr.	3,746	77.17%	
Steven D. Payne Sr.	1,061	21.86%	
Write-In Totals	47	0.97%	
Total Votes Cast	4,854	100.00%	

DEM LEGISLATURE OF THE VIRGIN ISLANDS ST. CROIX

Vote For 7	TOTAL	VOTE %	
Kenneth Kenny Gittens	1,761	14.20%	
Novelle E Francis, Jr.	1,725	13.91%	
Marise C. James	1,687	13.60%	
Diane T. Capehart	1,476	11.90%	
Nemmy Williams Jackson	1,292	10.42%	
Javan E. James	1,237	9.98%	
Genevieve Whitaker	1,226	9.89%	
Hubert L. Frederick	1,216	9.81%	
Troy C. Williams	747	6.02%	
Write-In Totals	34	0.27%	
Total Votes Cast	12,401	100.00%	






DEM LEGISLATURE OF THE VIRGIN ISLANDS ST. THOMAS / ST. JOHN

Vote For 7

	TOTAL	VOTE %	
Donna Frett-Gregory	2,193	17.07%	
Milton E. Potter	2,120	16.50%	
Carla Joseph	1,641	12.77%	
Marvin A. Blyden	1,612	12.55%	
Joel S. Browne Connors	1,094	8.52%	
Ray Fonseca	1,087	8.46%	
Lawrence Boschulte	1,083	8.43%	
Shenelle Fina Francis	982	7.64%	
Ke'Shawn K. J. Louis	589	4.59%	
Teofilo Ciprian	362	2.82%	
Write-In Totals	83	0.65%	
Total Votes Cast	12,846	100.00%	






DEM BOARD OF EDUCATION - STX ST. CROIX

Vote For 2

	TOTAL	VOTE %	
Winona A. Hendricks	1,245	34.34%	
Terrence T. Joseph	1,229	33.89%	
Denis Lynch II	1,140	31.44%	
Write-In Totals	12	0.33%	
Total Votes Cast	3,626	100.00%	







DEM BOARD OF EDUCATION - STT/STJ ST. THOMAS / ST. JOHN

Vote For 2

	TOTAL	VOTE %	
Judy M. Gomez	2,034	48.20%	
Arah C. Lockhart	1,329	31.49%	
Dr. Leonard Richardson	839	19.88%	
Write-In Totals	18	0.43%	
Total Votes Cast	4,220	100.00%	





DEM BOARD OF ELECTIONS - STX ST. CROIX

Vote For 3

	TOTAL	VOTE %	
Raymond J. Williams	1,427	34.19%	
Florine Audain Hassell	1,019	24.41%	
Kareem T. Francis	909	21.78%	
Franz Buffy Christian	809	19.38%	
Write-In Totals	10	0.24%	
Total Votes Cast	4,174	100.00%	






DEM BOARD OF ELECTIONS - STT ST. THOMAS / ST. JOHN

Vote For 1

	TOTAL	VOTE %	
Atanya Springette	1,105	62.54%	
Delekah D. Callwood	644	36.45%	
Write-In Totals	18	1.02%	
Total Votes Cast	1,767	100.00%	






DEM STATE CHAIR

Vote For 1

	TOTAL	VOTE %	
Stedmann Hodge Jr.	1,931	42.08%	
Riise E. S. Richards	1,424	31.03%	
Cecil R. Benjamin	1,224	26.67%	
Write-In Totals	10	0.22%	
Total Votes Cast	4,589	100.00%	

DEM DISTRICT CHAIR ST. THOMAS / ST. JOHN

Vote For 1

	TOTAL	VOTE %	
Barbara A. Petersen	1,029	40.58%	
Edgar "Baker" Phillips	853	33.64%	
Randolph N. Bennett	645	25.43%	
Write-In Totals	9	0.35%	
Total Votes Cast	2,536	100.00%	

DEM TERRITORIAL COMMITTEE AT LARGE

Vote For 16

	TOTAL	VOTE %	
Carol M. Burke	2,013	9.07%	<div style="width: 9.07%;"></div>
Riise E. S. Richards	1,837	8.28%	<div style="width: 8.28%;"></div>
Barbara A. Petersen	1,752	7.90%	<div style="width: 7.90%;"></div>
Sandra L. Setorie	1,370	6.18%	<div style="width: 6.18%;"></div>
Florine Audain Hassell	1,206	5.44%	<div style="width: 5.44%;"></div>
Jonathan P. Tucker Jr.	1,120	5.05%	<div style="width: 5.05%;"></div>
Sandra Thomas-Mason	1,116	5.03%	<div style="width: 5.03%;"></div>
Atanya Springette	1,071	4.83%	<div style="width: 4.83%;"></div>
Chaneel Callwood	1,044	4.71%	<div style="width: 4.71%;"></div>
Africah Harrigan	1,041	4.69%	<div style="width: 4.69%;"></div>
Eduardo Butch Corneiro	968	4.36%	<div style="width: 4.36%;"></div>
Rudolph "Tony" Greene	899	4.05%	<div style="width: 4.05%;"></div>
Deborah C. Johnson	843	3.80%	<div style="width: 3.80%;"></div>
Jeannette K. Guzman	827	3.73%	<div style="width: 3.73%;"></div>
Karen Chancellor	818	3.69%	<div style="width: 3.69%;"></div>
Delekah D. Callwood	790	3.56%	<div style="width: 3.56%;"></div>
Heather Proctor	768	3.46%	<div style="width: 3.46%;"></div>
Doris V. Bedminster	737	3.32%	<div style="width: 3.32%;"></div>
Olivere P. Wade	536	2.42%	<div style="width: 2.42%;"></div>
Abbelle J. Bakr	494	2.23%	<div style="width: 2.23%;"></div>
Rajesh Persad	481	2.17%	<div style="width: 2.17%;"></div>
Bhagwandeem Persad	377	1.70%	<div style="width: 1.70%;"></div>
Write-In Totals	75	0.34%	<div style="width: 0.34%;"></div>
Total Votes Cast	22,183	100.00%	<div style="width: 100%;"></div>













DEM TERRITORIAL COMMITTEE DISTRICT STX ST. CROIX

Vote For 6

	TOTAL	VOTE %	
Carolyn M. Burke	968	16.33%	<div style="width: 16.33%;"></div>
Sonia L. Boyce	937	15.80%	<div style="width: 15.80%;"></div>
Cecil R. Benjamin	850	14.34%	<div style="width: 14.34%;"></div>
Shomari A.C. Moorehead	847	14.29%	<div style="width: 14.29%;"></div>
Deborah C. Johnson	692	11.67%	<div style="width: 11.67%;"></div>
Ashley D. Scotland	639	10.78%	<div style="width: 10.78%;"></div>
Jaynae Edney	551	9.29%	<div style="width: 9.29%;"></div>
Ingrid Rissing	430	7.25%	<div style="width: 7.25%;"></div>
Write-In Totals	15	0.25%	<div style="width: 0.25%;"></div>
Total Votes Cast	5,929	100.00%	<div style="width: 100%;"></div>

DEM TERRITORIAL COMMITTEE DISTRICT STT/STJ ST. THOMAS / ST. JOHN

Vote For 8

	TOTAL	VOTE %	
Kyza A. Callwood	1,262	16.06%	
Riise E. S. Richards	1,145	14.57%	
Elma Brathwaite-Curtis	987	12.56%	
Edgar "Baker" Phillips	835	10.63%	
Sandra Thomas-Mason	716	9.11%	
Atanya Springette	699	8.90%	
Chaneel Callwood	634	8.07%	
Africah Harrigan	607	7.73%	
Doris V. Bedminster	472	6.01%	
Colette Jones	270	3.44%	
Olivere P. Wade	170	2.16%	
Write-In Totals	59	0.75%	
Total Votes Cast	7,856	100.00%	